

# **BEST START FORUM**

## **Big Picture Local Action: Working with Families and Young Children Living in Poverty**

### **Tuesday, March 9<sup>th</sup>, 2010**



**FAMILY SERVICE TORONTO**  
For People. For Change.

## **CAMPAIGN 2000**

### **Presentation**

by

## **LAUREL ROTHMAN**

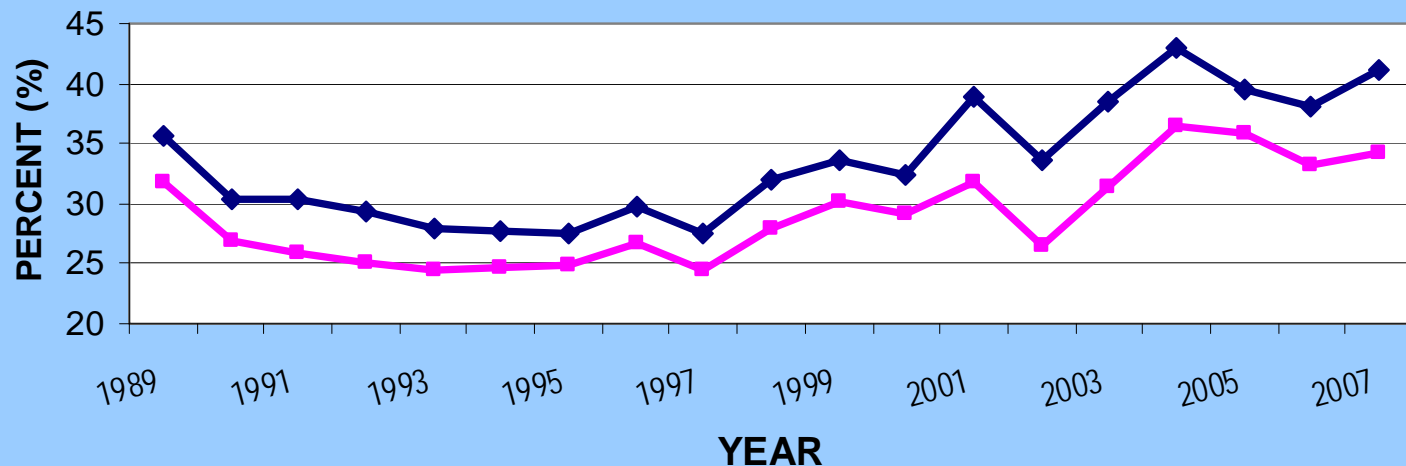


END CHILD & FAMILY POVERTY IN CANADA

Tel: 416-595-9230, x228  
Email: [laurelro@familyservicetoronto.org](mailto:laurelro@familyservicetoronto.org)  
[www.campaign2000.ca](http://www.campaign2000.ca)

# Work Is Not Working for Families

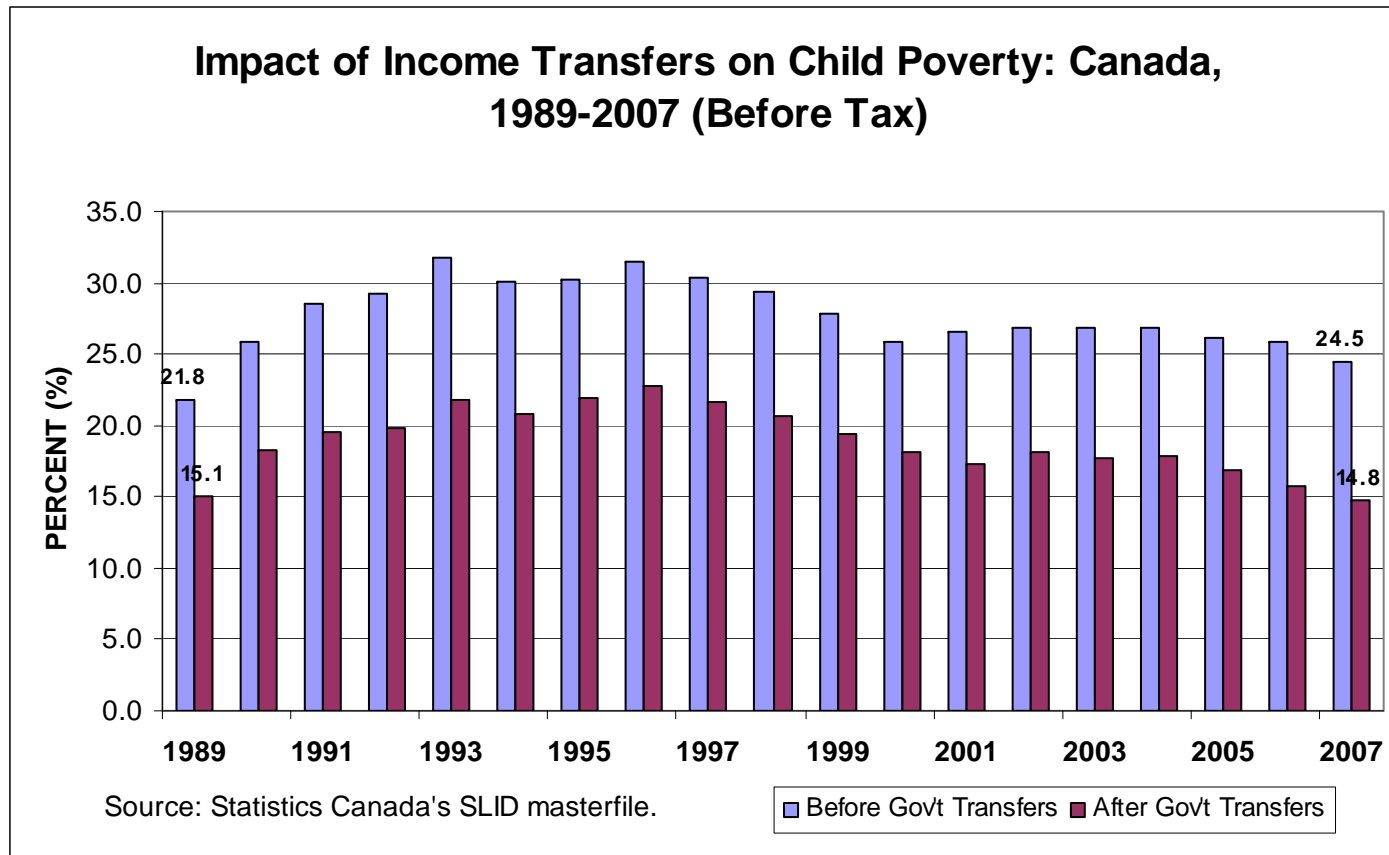
**Chart 3: Children in Low Income Families with at Least One Parent Working Full Time, Full Year**



Source: Statistics Canada's *Survey of Labour and Income Dynamics* (SLID) masterfile.

◆ Before Tax    ■ After Tax

# Income Supports Make A Difference



# Welfare Incomes for Ontario Families (2008)

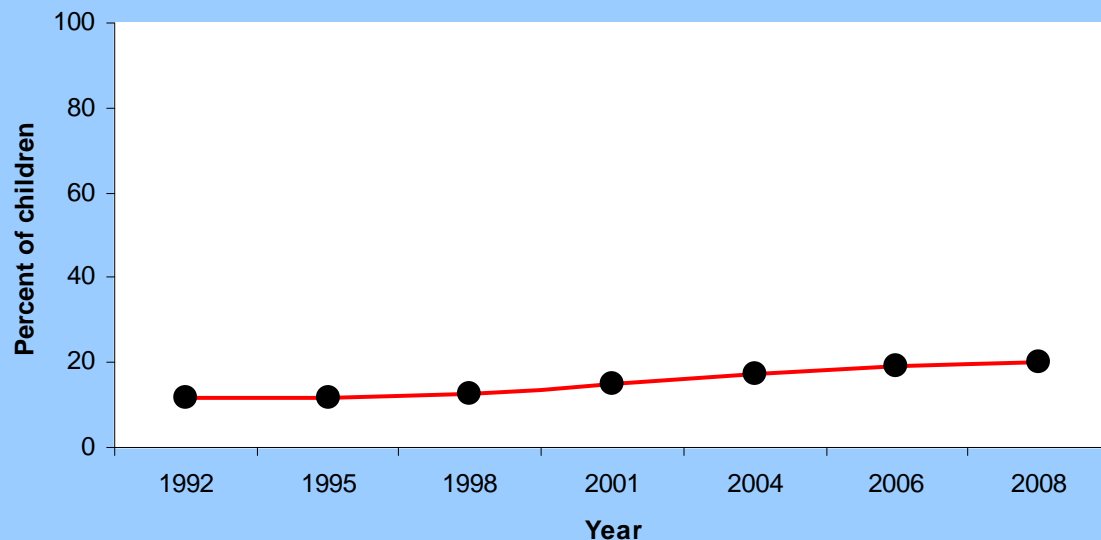
	<b>Basic Social Assistance</b>	<b>Federal Child Tax Benefit</b>	<b>Prov. Child Benefit</b>	<b>GST Credit</b>	<b>Other Prov. Tax Credits</b>	<b>Total Income</b>
<b>Lone parent with 2-year-old kid</b>	<b>\$10,883</b>	<b>\$4,501</b>	<b>\$300</b>	<b>\$605</b>	<b>\$394</b>	<b>\$16,683</b>
<b>2 parents with two kids (10 &amp; 15)</b>	<b>\$12,992</b>	<b>\$6,372</b>	<b>\$600</b>	<b>\$731</b>	<b>\$521</b>	<b>\$21,215</b>

# Welfare incomes comparison in \$

	<b>Welfare Income</b>	<b>At LICO</b>	<b>MBM (estimated)</b>	<b>Average After-Tax Income (estimated)</b>
<b>Lone parent with a 2-year-old kid</b>	<b>\$16,683</b>	<b>\$22,361</b>	<b>\$21,109</b>	<b>\$36,737</b>
<b>2 parents with two kids (10 &amp; 15)</b>	<b>\$21,215</b>	<b>\$34,738</b>	<b>\$32,476</b>	<b>\$43,696</b>

# Early Childhood Education and Care in Canada

**Chart 5: In almost two decades - little progress**  
Percent of children 0-5 years for whom there is a regulated child care space



Source: Beach, J., Friendly, M., Ferns, C., Prabhu, N., Foere, B. (2009). *Early childhood education and care in Canada 2008*, page 202.

# What Is Needed for Canada (Part 1)

- **An enhanced child benefit for low-income families to a maximum of \$5,400 (\$2009) per child;**
- **Restored and expanded eligibility for Employment Insurance;**
- **Increased federal work tax credits of \$2,400 per year;**
- **A federal minimum wage of \$11 per hour;**
- **A national housing plan including substantial federal funding for social housing;**

# What Is Needed for Canada (Part 2)

- **A system of high-quality early childhood education and child care services that is affordable and available to all children (0-12 years);**
- **Proactive strategies, including employment equity in the public and private sectors, to level the employment playing field for racialized communities and other historically disadvantaged groups;**
- **Appropriate poverty reduction targets, timetables and indicators for Aboriginal families, irrespective of where they live, developed in coordination with First Nations and urban Aboriginal communities.**